



APR 12 2023



Swimming New Zealand



Hawkes Bay Region... Hawkes Bay, New Ze...

200m Individual Medle... Final



































2023 Apollo Projects NZ Age Group Swimming Championsh...













Points Swimmers Files Scoreboard

Session 1 Wed   09:10 AM	Session 2 Wed   05:40 PM	Session 3 Thu   09:10 AM	Session 4 Thu   05:40 PM	Session 5 Fri   09:10 AM	Session 6 Fri   05:40 PM	Session 7 Sat   09:10 AM	Session 8 Sat   <b>LIVE</b>
-----------------------------	-----------------------------	-----------------------------	-----------------------------	-----------------------------	-----------------------------	-----------------------------	--------------------------------

Session 8   Saturday 05:40 PM
25 05:40 PM   100m Breaststroke Wome...
26 05:58 PM   200m Individual... <b>LIVE</b>
109 06:21 PM   200m Individual Medley M...
110 06:28 PM   200m Individual Medley W...
27 06:35 PM   200m Freestyle Women Fi...
28 06:58 PM   50m Freestyle Men Final
29 07:11 PM   50m Butterfly Women Final
111 07:55 PM   200m Freestyle Men Multi...
112 08:02 PM   200m Freestyle Women M...
30 08:09 PM   1500m Freestyle Men Fina...
31 08:29 PM   4x100m Medley Women - ...
310 08:37 PM   4x100m Medley Women 1...
32 08:51 PM   4x100m Medley Men - 15 ...
320 09:05 PM   4x100m Medley Men 16 & ...

25	<b>100m Breaststroke Women Final</b>	Official			
<p>Qualified Heats</p>					
Total					
Rank	Competitor	Age Club	RT	FINA	Result
1	<b>Wieruszows...</b>	15  Aquabladz ...	+0.68		<b>1:08.88</b> Entry: 1:10.23 (- 1.35)
	50m: 31.62	100m: 1:08.88 (37.26)			
2	<b>Cowen Meli...</b>	18  North Shore ...	+0.65		<b>1:11.50</b> Entry: 1:11.36 (+ 0.14)
	50m: 33.33	100m: 1:11.50 (38.17)			
3	<b>Connolly (V...</b>	17  TBSS Centra...	+0.68		<b>1:12.08</b> Entry: 1:12.49 (- 0.41)
	50m: 33.62	100m: 1:12.08 (38.46)			
4	<b>Wilkins Reb...</b>	18  Phoenix Aqu...	+0.67		<b>1:13.64</b> Entry: 1:15.49 (- 1.85)
	50m: 35.08	100m: 1:13.64 (38.56)			
5	<b>Lyles Jasmi...</b>	15  Phoenix Aqu...	+0.67		<b>1:14.19</b> Entry: 1:16.85 (- 2.66)
	50m: 34.89	100m: 1:14.19 (39.30)			
6	<b>Dance Trelise</b>	18 United Swim...	+0.72		<b>1:14.28</b> Entry: 1:15.10 (- 0.82)
	50m: 34.65	100m: 1:14.28 (39.63)			
7	<b>Quayle Bridie</b>	14 Wharenui Sw...	+0.80		<b>1:15.25</b> Entry: 1:16.05 (- 0.80)
	50m: 34.78	100m: 1:15.25 (40.47)			
8	<b>Chmiel Hope</b>	17  Vikings Swi...	+0.75		<b>1:16.09</b> Entry: 1:18.03 (- 1.94)
	50m: 35.72	100m: 1:16.09 (40.37)			
9	<b>Lam Elisha</b>	16  TBSS Centra...	+0.69		<b>1:16.18</b> Entry: 1:19.06 (- 2.88)
	50m: 34.68	100m: 1:16.18 (41.50)			
10	<b>Hurley Kate</b>	15 Pirates Swim...	+0.69		<b>1:16.53</b> Entry: 1:19.44 (- 2.91)
	50m: 36.24	100m: 1:16.53 (40.29)			
11	<b>King Hannah</b>	17  Aquagym S...	+0.77		<b>1:16.90</b> Entry: 1:19.97 (- 3.07)
	50m: 35.89	100m: 1:16.90 (41.01)			
12	<b>Campion Al...</b>	16 United Swim...	+0.72		<b>1:17.81</b> Entry: 1:18.96 (- 1.15)
	50m: 35.53	100m: 1:17.81 (42.28)			
13	<b>Pitout Rebe...</b>	16 United Swim...	+0.73		<b>1:17.86</b> Entry: 1:18.43 (- 0.57)
	50m: 35.94	100m: 1:17.86 (41.92)			

14	 <b>Player Molly</b>	18	Nga Tai Tuat... +0.75	Entry: 1:19.88 (- 1.90)
	50m: 36.07		100m: 1:17.98 (41.91)	
15	 <b>McCutcheo...</b>	13	 TBSS Centra... +0.64	<b>1:18.20</b> Entry: 1:20.22 (- 2.02)
	50m: 36.69		100m: 1:18.20 (41.51)	
16	 <b>Davidson A...</b>	17	United Swim... +0.80	<b>1:18.24</b> Entry: 1:18.54 (- 0.30)
	50m: 35.86		100m: 1:18.24 (42.38)	
17	 <b>Penman Ma...</b>	15	Parnell Swim... +0.79	<b>1:18.30</b> Entry: 1:19.09 (- 0.79)
	50m: 35.89		100m: 1:18.30 (42.41)	
18	 <b>Lawson Aly...</b>	13	 St Peter's S... +0.76	<b>1:18.34</b> Entry: 1:21.40 (- 3.06)
	50m: 36.91		100m: 1:18.34 (41.43)	
19	 <b>Wilson Sam...</b>	17	 Tasman Swi... +0.70	<b>1:18.52</b> Entry: 1:19.74 (- 1.22)
	50m: 36.80		100m: 1:18.52 (41.72)	
20	 <b>McIntosh Al...</b>	14	Mt Wellinto... +0.74	<b>1:18.53</b> Entry: 1:22.02 (- 3.49)
	50m: 37.10		100m: 1:18.53 (41.43)	
21	 <b>Adams Maia</b>	18	Raumati Swi... +0.68	<b>1:18.55</b> Entry: 1:17.81 (+ 0.74)
	50m: 36.04		100m: 1:18.55 (42.51)	
22	 <b>Cowan Kate</b>	16	 Vikings Swi... +0.69	<b>1:18.84</b> Entry: 1:19.56 (- 0.72)
	50m: 36.82		100m: 1:18.84 (42.02)	
23	 <b>Winter Soph...</b>	16	 Alexandra S... +0.73	<b>1:19.37</b> Entry: 1:19.00 (+ 0.37)
	50m: 37.01		100m: 1:19.37 (42.36)	
24	 <b>Ketel Mya</b>	16	 Tasman Swi... +0.72	<b>1:19.65</b> Entry: 1:20.00 (- 0.35)
	50m: 35.77		100m: 1:19.65 (43.88)	
25	 <b>Molnar Sop...</b>	16	Wharenui Sw... +0.70	<b>1:19.88</b> Entry: 1:17.69 (+ 2.19)
	50m: 35.38		100m: 1:19.88 (44.50)	
26	 <b>Brewer Shaeli</b>	16	Evolution Aq... +0.69	<b>1:20.22</b> Entry: 1:21.35 (- 1.13)
	50m: 37.13		100m: 1:20.22 (43.09)	
27	 <b>Sampson H...</b>	13	 SwimZone R... +0.69	<b>1:20.23</b> Entry: 1:21.23 (- 1.00)
	50m: 37.64		100m: 1:20.23 (42.59)	
28	 <b>Vial Frances...</b>	13	 Greendale S... +0.70	<b>1:20.25</b> Entry: 1:21.59 (- 1.34)
	50m: 38.25		100m: 1:20.25 (42.00)	
29	 <b>Shi Lisa</b>	14	Howick Paku... +0.71	<b>1:20.44</b> Entry: 1:21.49 (- 1.05)
	50m: 37.88		100m: 1:20.44 (42.56)	
30	 <b>Ng Amorita</b>	15	United Swim... +0.70	<b>1:20.55</b> Entry: 1:20.94 (- 0.39)
	50m: 37.52		100m: 1:20.55 (43.03)	
31	 <b>Delunel (V) ...</b>	14	New Caledo... +0.74	<b>1:20.58</b> Entry: 1:21.70 (- 1.12)
	50m: 38.08		100m: 1:20.58 (42.50)	
32	 <b>Moleta Anika</b>	15	 Ice Breaker ... +0.66	<b>1:20.63</b> Entry: 1:21.80 (- 1.17)
	50m: 37.97		100m: 1:20.63 (42.66)	
33	 <b>Wong Alina</b>	16	 Ice Breaker ... +0.62	<b>1:20.70</b> Entry: 1:23.09 (- 2.39)
	50m: 37.55		100m: 1:20.70 (43.15)	
34	 <b>Cochran Je...</b>	15	Pukekohe S... +0.67	<b>1:20.82</b> Entry: 1:21.68 (- 0.86)
	50m: 37.98		100m: 1:20.82 (42.84)	
35	 <b>Bates Olivia</b>	15	Howick Paku... +0.76	<b>1:20.89</b> Entry: 1:22.47 (- 1.58)
	50m: 38.54		100m: 1:20.89 (42.35)	
36	 <b>Franklin Pai...</b>	14	 Central Haw... +0.68	<b>1:21.08</b> Entry: 1:24.71 (- 3.63)
	50m: 38.33		100m: 1:21.08 (42.75)	

37	 Sampson M...	15	 SwimZone R... +0.67	<b>1:21.21</b> Entry: 1:20.77 (+ 0.44)
	50m: 37.50		100m: 1:21.21 (43.71)	
38	 McLean Oliv...	13	 Neptune Swi...	<b>1:22.07</b> Entry: 1:24.46 (- 2.39)
	50m: 38.85		100m: 1:22.07 (43.22)	
39	 Baars Ashlee	14	 Vikings Swi... +0.74	<b>1:22.37</b> Entry: 1:23.85 (- 1.48)
	50m: 38.25		100m: 1:22.37 (44.12)	
40	 Lam Elyse	13	 TBSS Centra... +0.68	<b>1:22.58</b> Entry: 1:23.29 (- 0.71)
	50m: 38.05		100m: 1:22.58 (44.53)	
41	 Choliere (V)...	14	New Caledo... +0.63	<b>1:23.04</b> Entry: 1:24.07 (- 1.03)
	50m: 39.27		100m: 1:23.04 (43.77)	
42	 Knight Jaime	14	United Swim... +0.67	<b>1:23.48</b> Entry: 1:26.15 (- 2.67)
	50m: 38.59		100m: 1:23.48 (44.89)	
43	 Taylor Liv	15	 North Shore ... +0.68	<b>1:24.02</b> Entry: 1:21.53 (+ 2.49)
	50m: 37.87		100m: 1:24.02 (46.15)	